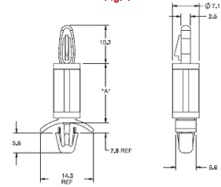


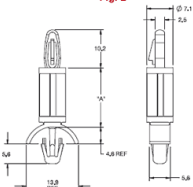
LCBS - Locking Circuit Board Support

LCBS
 Top Hole: Snap-lock: 4 ± 0.08
 Panel Thickness: 1.57
Fig. 1



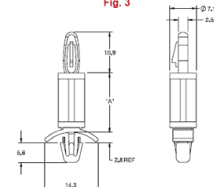
Bottom Hole: Snap-lock: 4.75 ± 0.08
 Panel Thickness: 0.79 - 1.98

LCBS-2
 Top Hole: Snap-lock: 4 ± 0.08
 Panel Thickness: 1.57
Fig. 2



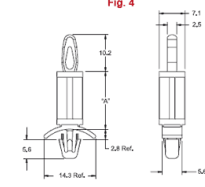
Bottom Hole: Snap-lock: 4.75 ± 0.08
 Panel Thickness: 1.98 - 3.58

LCBS-3
 Top Hole: Snap-lock: 4 ± 0.08
 Panel Thickness: 2.4
Fig. 3



Bottom Hole: Snap-lock: 4.75 ± 0.08
 Panel Thickness: 0.79 - 1.98

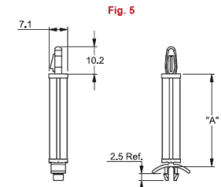
LCBS-4
 Top Hole: Snap-fit: $\varnothing 4 \pm 0.08$
 Panel Thickness: 1.57
Fig. 4



Bottom Hole: Snap-lock: $\varnothing 4.75 \pm 0.08$
 Panel Thickness: 0.79 - 1.98

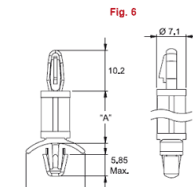


LCBS-5
 Top Hole: Snap-lock: $\varnothing 4 \pm 0.08$
 Panel Thickness: 1.6
Fig. 5



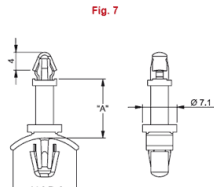
Bottom Hole: Snap-lock: $\varnothing 4.8 \pm 0.08$
 Panel Thickness: 0.76 - 2

LCBS-6
 Top Hole: Snap-lock: $\varnothing 4$
 Panel Thickness: 3.2
Fig. 6



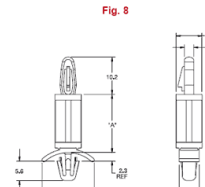
Bottom Hole: $\varnothing 4.8$
 Panel Thickness: 2 - 3.2

LCBS-7
 Top Hole: Snap-lock: $\varnothing 4 \pm 0.08$
 Panel Thickness: 1.6
Fig. 7



Bottom Hole Snap-lock: $\varnothing 4.75 \pm 0.08$
 Panel Thickness: 0.8 - 2

LCBS-8
 Top Hole: Snap-lock: 4 ± 0.08
 Panel Thickness: 1.57
Fig. 8



Bottom Hole: Snap-lock: 4.75 ± 0.08
 Panel Thickness: 0.2 - 1.4

Details:

- **Material and color: see table**
- **Standard pack: 1000 pcs.**

Symbol	Height A	Top mounting hole dia. ± 0.08	Top panel thickness	Bottom mounting hole dia. ± 0.08	Bottom panel thickness range	Material	Flammability	Color
	[mm]	[mm]	[mm]	[mm]	[mm]			
LCBS-2-22-01	34.9	4	1.57	4.75	1.98 - 3.58	PA 66	UL94 V-2	natural