

FM - Fan Mounts

Fig. 1

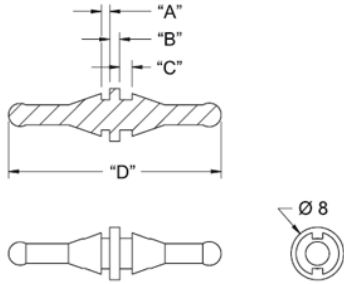


Fig. 2

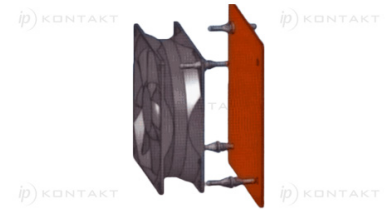
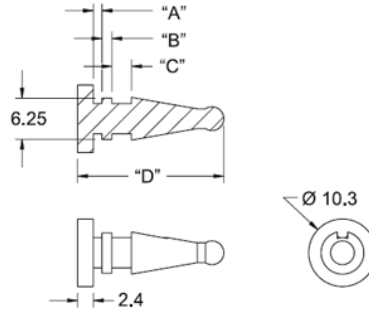


Fig. 3

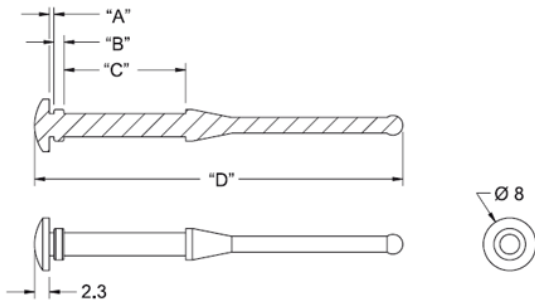
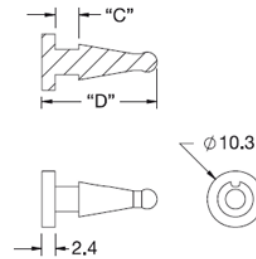


Fig. 4



Details:

- **Material:** see table
- **Color:** black
- **Standard Pack:** 1000 pcs

Symbol	A	B	C	D	Mounting hole diameter	Fan thickness	Panel thickness range	Fig.	Material	Color
	[mm]	[mm]	[mm]	[mm]	[mm]	[mm]	[mm]			
FM-4	1.3	1.5	3	22.2	5	3.1	1.4 max.	2	EPDM, 40 Shore A	black

* - Maximum combined panel and fan thickness